

FREE ACTIVITY BOOKLET



Stimola Live Series

SCRIBBLES TO CREATURES

Drawing with
Susan Szecsi
Illustrator

[SEE THE VIDEO at Stimola Live](https://www.youtube.com/watch?v=8qmmjfMKAB4)
<https://www.youtube.com/watch?v=8qmmjfMKAB4>

TIPS FOR PLAYING SCRIBBLES TO CREATURES

YOU WILL NEED: two people

You both will draw a scribble and then exchange it and finish each other's scribbles.

You can play it alone too. It is an excellent warming up before you start drawing some "serious art".

You will use paper and pencils. While erasing is allowed, try to avoid it. It is not about making a perfect drawing. This game is about doodling, having fun, laughing a lot while creating silly creatures and inventing stories.

TIPS

1. Draw simple shapes. Closed shapes are easier to transform.
2. Use different colored pencils, so you can distinguish between the scribble and the creature's lines.
3. Take your time and remember to turn the scribble around. Look for faces, ears, noses, legs or body shapes. Maybe there are two or more characters. Drawing some googly eyes on it can make the most difficult shape look funny.
4. Once you have your creature, make up some fun features or character traits for it. You can also add extra characters, sidekicks, and props. You might want to create a scene for your characters. Try to answer the questions: Where are they? What are they doing? How are they feeling?
5. Make up a short story with the new drawing. You can also add speech bubbles and text.

OTHER ACTIVITIES

Visit Susan Szecsi award-winning illustrator's website for more activities: www.brainmonsters.com

For news, to see new illustrations, mini tutorials or learn about new printable activities, coloring pages follow me on Instagram:

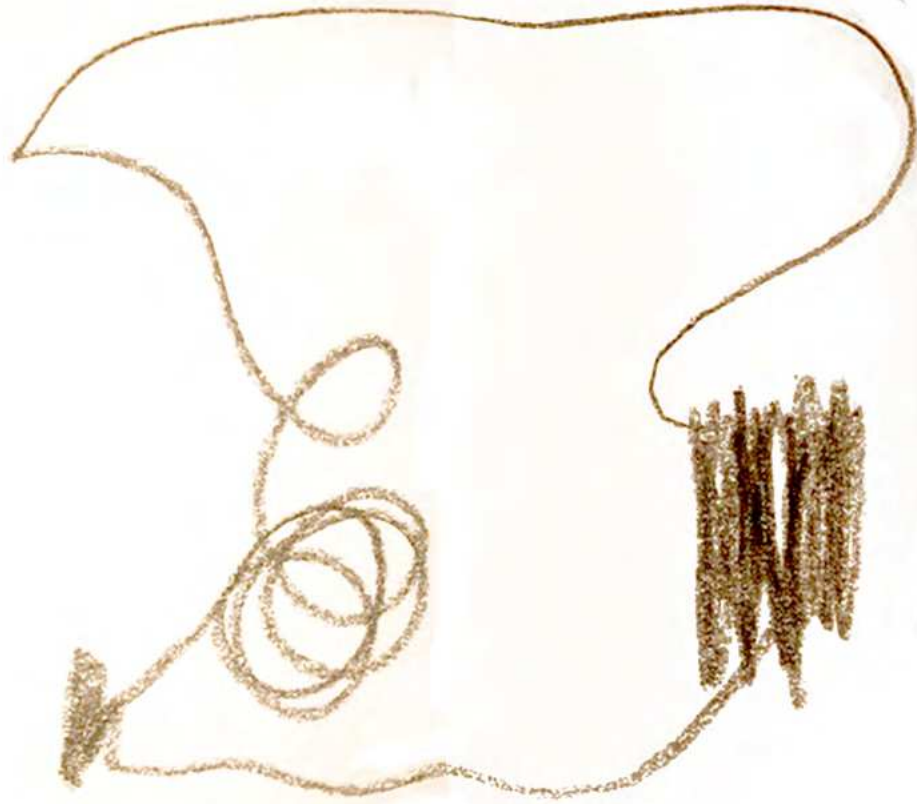
https://www.instagram.com/susan_szecsi/

I would love to see your drawings!


Post your Scribbles to Creatures drawings on Instagram and use hashtag:


#scribbles-creatures

I hope you will have a lot of FUN!





Can you finish this drawing?
What is the old lady thinking about? How about the lamb? Draw speech bubbles.
What is going to happen next?





Can you finish this drawing?
Where are they? What are they saying? Draw speech bubbles.







Can you finish this drawing?
What are they saying? Draw speech bubbles.






Can you finish this drawing?
Where are they? What are they saying? Draw speech bubbles.






Can you finish this drawing?
Where are they? What are they saying? Draw speech bubbles.






Can you finish this drawing?
What musical instrument are they learning? What is the weather like?





Can you finish this drawing?
Where are they going? What are they talking about? Draw speech bubbles.



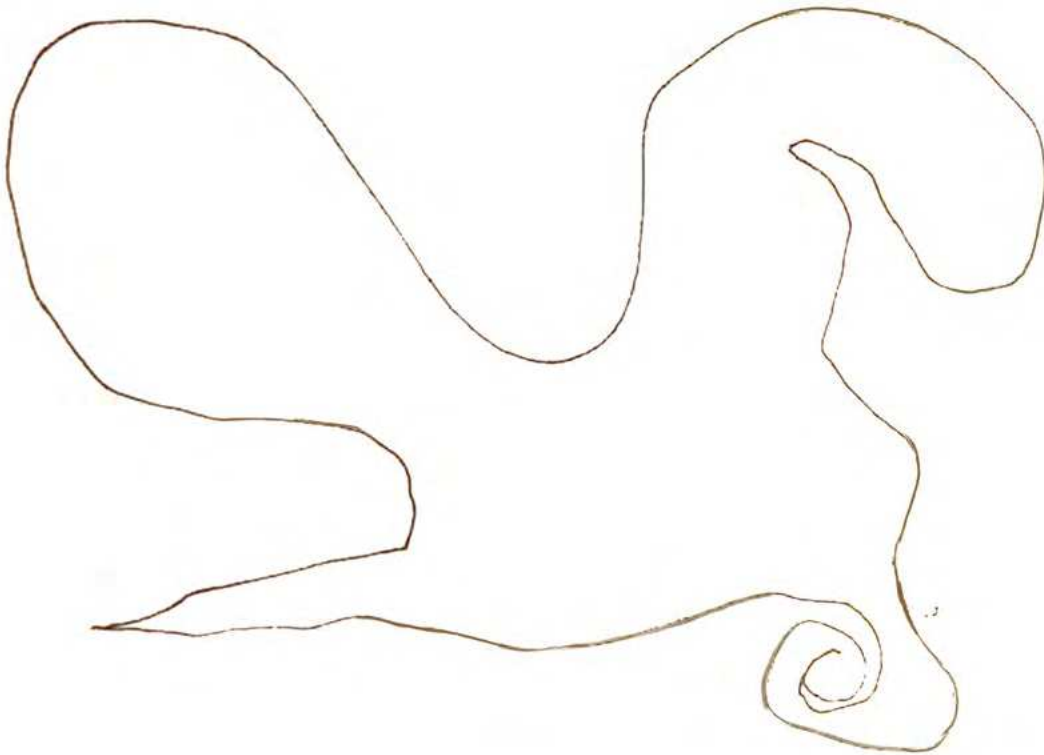


DINOS HAVE TALENT SHOW


Can you finish this drawing?
Where are they? What are they saying? Draw speech bubbles.




Bonus Scribble



Can you finish this drawing?
Where are they going? What are they saying? Draw speech bubbles.




Try making shapes painted with a brush and light-colored paint.



Draw over it with a dark pen or pencil.



Try making shapes painted with a brush and light-colored paint.



Go for something not so obvious..

